

3M™ VHB™ Tapes Selection Chart




SUBSTRATE	BARE METAL	POWDER COAT	ACRYLIC	PRE POWDERCOAT	GLASS	FOAMED PVC	POLYCARBONATE	MDF	DI BOND	BRICKWORK/ STONE	LSE PLASTIC
Bare Metal	RP45	5952	RP45	4611	4910/4614 (P)	RP45	RP45	4941 (P)	RP45	4941 (P)	4952
Powder Coat	5952	5952	5952	N/A	5952 (P)	5952	5952	5952	5952	5952 (P)	5952 (P)
Acrylic	RP45	5952	RP45	N/A	4941/4910 (P)	RP45	4941/ 4910	4941 (P)	RP45	4941 (P)	4952
Pre Powdercoat	4611	N/A	N/A	4611	N/A	N/A	N/A	N/A	N/A	N/A	N/A
Glass	4910/4614 (P)	5952 (P)	4941/4910 (P)	N/A	4941/4910 (P)	4941 (P)	4941/4910 (P)	4941 (P)	4941/4910 (P)	4941 (P)	4952 (P)
Foamed PVC	RP45	5952	4941	N/A	4941 (P)	4941	4941	4941 (P)	4941	4941 (P)	4952
Polycarbonate	RP45	5952	RP45	N/A	4941/4910 (P)	4941	4614/4910	4941 (P)	4941/4910	4941 (P)	4952
MDF	4941 (P)	5952 (P)	4941 (P)	N/A	4941 (P)	4941 (P)	4941 (P)	4941 (P)	4941 (P)	4941 (P)	4952 (P)
Di Bond	RP45	5952	RP45	N/A	4910 (P)	4941	RP45	4941 (P)	RP45	4941 (P)	4952
Brickwork	4941 (P)	5952 (P)	4941 (P)	N/A	4941 (P)	4941 (P)	4941 (P)	4941 (P)	4941 (P)	4941 (P)	4952 (P)
LSE Plastic	4952	5952 (P)	4952	N/A	4952 (P)	4952	4952	4952 (P)	4952	4952 (P)	4952

Abrasion can sometimes be required. When abrasion or primer required contact the 3M Helpline on 0870 60 800 50 or 3M Sales Representatives

SURFACE PREPARATION	APPLICATION PROCESS	APPLICATION PROCESS	APPLICATION PROCESS	TIMING	WEIGHT CALCULATION	TAPE VARIANCES
						If you require different sizes, thicknesses or colours, please contact your 3M account executive
Clean both surfaces with 3M™ VHB™ Surface Cleaner.	Apply tape avoiding finger contact with adhesive surface. Ensure minimum application temperature is reached.	Apply tape avoiding finger contact with adhesive surface.	Remove tape liner. Apply second substrate and use hand roller to apply pressure. 15psi required.	At room temp 50% strength is achieved after 20 minutes. Full strength in approximately 72 hours. Longer if cold.	Apply 60cm ² of tape per kilo supported. Or 32cm x 19mm wide or 50cm x 12mm wide per kilo supported	


3M™ VHB™
Acrylic Foam Tape
4611



3M™ VHB™
Acrylic Foam Tape
4941



3M™ VHB™
Acrylic Foam Tape
4910




3M™ VHB™
Acrylic Foam Tape
RP45



3M™ VHB™
Acrylic Foam Tape
5952



3M™ VHB™
Acrylic Foam Tape
4952



Primer (P):

- For Smooth surfaces use 3M Primer 94
- For rough surfaces use 3M™ Scotch-Weld™ 10
- For external glass use 3M Silane Primer



IMPORTANT NOTICE TO PURCHASER. Statements are based on experience and may not have been verified with tests specific to your application. Please determine the suitability of the product for your intended use as conditions can vary from those in our laboratory. For this reason we are unable to accept any responsibility or liability, direct or consequential, for loss or damage caused as a result of our recommendations.

